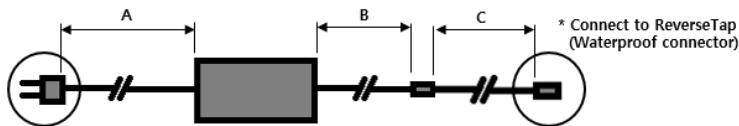





# RT6 COUNTERTOP REVERSE TAP DISPENSER



\* May vary by the voltage standards.

## Countertop Specifications

Item No.	GSE-RT6-CT
Nozzle Qty	6
Dimensions	37.13" x 10.44" x 3.94"
Weight	30 lbs.
Material/Finish	Brushed Stainless-Steel
Beer Line Input ID	5/16"
Glycol Lines Input ID	3/8"
Power Supply Input	100-240V / 50-60Hz
Power Supply Output	24V, 3.75A
Plug Type	NEMA 5-15
Cord Length	A: 71", B: 59", C: 59"
Components	Flow Meters, Drain Hoses, Fittings